

1. Dag boek

Jan Coeck

♩ = 90

Piano

Contrabas

6

heel rustig ...

Dag boek, dag dag-boek, dag

10

on-be-schre-ven blad. Hoe zou ik hier nu aan be - gin-nen? Ik zet mijn pen op je pa-

2. Ik wil ...

Jan Coeck

$\text{♩} = 140$

knippen of klappen

Piano

Viool I

Viool II

Cello

Contrabas

Tenor Sax

5

Weet je wat ik heel graag heb - ben zou?

Weet je Weet je

Pno.

VI. I

VI. II

Vc.

Cb.

Sax T

25

ti - tu - la - ris is echt van de kaart.

aa aa wow!

Pno.

VI. I

VI. II

Vc.

Cb.

Sax T

29

In de tuin een bar - be - cue met mijn fa - vo - rie - te band, —

handklap

In de tuin een bar - be - cue, na - tuur - lijk met mu - ziek - jes van mijn

Pno.

VI. I

VI. II

Vc.

Cb.

Sax T

3. Tranen op m'n toetsenbord

Jan Coeck

♩ = 90

Contrabas

mp

8

16 *mp*

Was het iets dat ik zei? iets wat ik deed? Was ik niet
ik zei... Was ik niet
iets wat ik zei Was ik niet

22

lief ge - noeg? of was ik veel te kort? Tra - nen op mijn toet - sen - bord.
lief ge - noeg? Tra - nen op mijn toet - sen - bord.
lief ge - noeg? Tra - nen op mijn toet - sen - bord.

mp

73

Musical score for measures 73-80. It features four staves: vocal line, piano right hand, piano left hand, and bass line. The key signature has one flat (B-flat). The vocal line begins with rests and then has the lyrics 'doe doe' at the end of the system. The piano accompaniment consists of chords in the right hand and a melodic line in the left hand. Dynamics include *pp* (pianissimo) and *mp* (mezzo-piano).

81

Musical score for measures 81-88. It features four staves: vocal line, piano right hand, piano left hand, and bass line. The key signature has one flat (B-flat). The vocal line has the lyrics 'doe doe doe doe doe doe doe doe' spread across the system. The piano accompaniment continues with chords and a melodic line. Dynamics include *pp* and *mp*.

89

Musical score for measures 89-96. It features four staves: vocal line, piano right hand, piano left hand, and bass line. The key signature has one flat (B-flat). The vocal line has the lyrics 'doe doe doe doe doe' at the beginning. The piano accompaniment continues with chords and a melodic line. The text 'verteller: de webcam staart me aan' is written in the piano right hand part. Dynamics include *mp*.

4. Gêne

Jan Coeck

♩ = 120

Piano

Fluit(en)

Viol I

Viol II

Altviool

Cello

Contrabas

24

kwijl kwijl! _____

kwijl kwijl kwijl kwijl!

wolk-jes met jou.

Pno.

Fl.

VI. I

VI. II

Vla.

Vlc.

Cb.

5. Zeg maar niets

Jan Coeck

♩ = 125

Musical score for the first system of 'Zeg maar niets'. The score is in 4/4 time and consists of seven staves: Flute (top), Clarinet (Hobo), Piano (Piano), Violin I (Viool I), Violin II (Viool II), Cello (Cello), and Double Bass (Contrabas). The Flute part is mostly rests. The Clarinet part has a melodic line. The Piano part has a rhythmic accompaniment with chords. The Violin I part has a simple melodic line. The Violin II part has a sustained note. The Cello part has a simple melodic line. The Double Bass part has a simple melodic line.

Musical score for the second system of 'Zeg maar niets'. The score is in 4/4 time and consists of seven staves: Flute (top), Clarinet (Hb.), Piano (Pno.), Violin I (Vl. I), Violin II (Vl. II), Cello (Vc.), and Double Bass (Cb.). The Flute part has a melodic line with lyrics: "Laat me nu maar, laat me hier maar zit - ten, ik heb nu echt geen zin". The Clarinet part has a melodic line with lyrics: "Laat me nu maar... Laat me nu maar". The Piano part has a rhythmic accompaniment with chords and a dynamic marking of *mp*. The Violin I part has a simple melodic line. The Violin II part has a sustained note. The Cello part has a simple melodic line. The Double Bass part has a simple melodic line.

Coeck, J.: *Dag boek - 5. Zeg maar niets*

22

er - ger, dus zeg maar lie - ver niets. Lag het aan mij?_ Was het wat ik zei? Of
Dus zeg maar niets. Doe - doe doe of

Hb.

Pno.

VI. I

VI. II

Vc.

Cb.

27

was het wat ik deed? Was het mo - ment mis-schien slecht ge - ko - zen? Wat kwam er tus-sen jou en mij?_
was het wat ik deed? Was het mom-ment mis-schien slecht ge - ko - zen? Wat kwam er tus-sen jou en mij?_

Hb.

Pno.

VI. I

VI. II

Vc.

Cb.

6. Puberen

Jan Coeck

♩ = 125

mf Ik heb geen ge-duld.

Fluit(en)

Hobo

Klarinet in B \flat

Piano

mf

Viool I

Viool II

Altviol

Cello

Contrabas

11

f ik krijg de krie-bels van ge - duld. Ik

Fl.

Hb.

B \flat Kl.

Pno.

VI. I

VI. II

Vla.

Vc.

Cb.

7. Oud

Jan Coeck

$\text{♩} = 90$

Klarinet in B \flat

cantabile

Piano

Contrabas

8

64

1.

Musical score for page 64, first system. It features a treble clef staff with a key signature of one sharp (F#) and a common time signature. The score includes a vocal line with a first ending bracket, a piano accompaniment with a grand staff (treble and bass clefs), and a separate bass line. The piano accompaniment consists of chords in the right hand and a bass line in the left hand. The first ending bracket spans the final two measures of the system.

70

2.

Musical score for page 70, second system. It features a treble clef staff with a key signature of one sharp (F#) and a common time signature. The score includes a vocal line with a second ending bracket, a piano accompaniment with a grand staff (treble and bass clefs), and a separate bass line. The piano accompaniment consists of chords in the right hand and a bass line in the left hand. The second ending bracket spans the final two measures of the system.

8. Bedankt!

Jan Coeck

♩ = 133

Fluit(en)

Hobo

Klarinet in B \flat

Piano

Viol I

Viol II

Altviool

Cello

Contrabas

21

zus en voor die nét ge-mis-te kus: wel be - dankt!

ge - mis - te kus, be - dankt!

Fl.

Hb.

B \flat Kl.

Pno.

VI. I

VI. II

Vla.

Vc.

Cb.

9. Wat ik zoek

Jan Coeck

♩ = 75

Flute I

Flute II

Hobo

Klarinet in B \flat

Piano

mp

Viool I

Viool II

Altviool

Cello

Contrabas

9

Heel ver weg, in mijn droom, is er plaats voor mijn fan-ta-sie

Ver weg ik droom is er plaats voor mijn fan - ta - sie

Hb.

B \flat Kl.

Pno.

VI. I

VI. II

Vla.

Vc.

Cb.

2. Ik wil ...

Jan Coeck

♩ = 140

knippen of klappen

Weet je wat ik heel graag heb-ben

7

zou? Als ik zit te den-ken 'god, ik wou...'

Weet je Weet je Ik wou...

12

Niks dan gek-ke din-gen, wow wow wow! De

Ik wou... oe oe wow!

54

Musical score for measures 54-66. The score is in G major (one sharp) and 4/4 time. It consists of three staves: a vocal line, a piano accompaniment line, and a bass line. The vocal line starts with the lyrics "din-gen, wow wow wow!" and continues with "Weet je wat ik heel graag heb-ben". The piano accompaniment features a prominent nine-measure rest in the second measure. The bass line has a nine-measure rest in the second measure and the lyrics "Weet je" in the third measure.

din-gen, wow wow wow! Weet je wat ik heel graag heb-ben

Weet je

67

Musical score for measures 67-72. The score is in G major and 4/4 time. It consists of three staves: a vocal line, a piano accompaniment line, and a bass line. The vocal line starts with the lyrics "zou?" and continues with "Als ik zit te den-ken 'god, ik wou...'. The piano accompaniment and bass line have rests in the first two measures. The bass line has the lyrics "Weet je" in the first measure and "Ik wou... Ik wou..." in the third and fourth measures.

zou? Als ik zit te den-ken 'god, ik wou...'

Weet je Ik wou... Ik wou...

73

Musical score for measures 73-76. The score is in G major and 4/4 time. It consists of three staves: a vocal line, a piano accompaniment line, and a bass line. The vocal line starts with the lyrics "Niks dan gek - ke din-gen, wow wow wow!". The piano accompaniment and bass line have rests in the first two measures. The piano accompaniment and bass line have a four-measure rest in the fourth measure. The bass line has the lyrics "oe oe oe wow!" in the first three measures.

Niks dan gek - ke din-gen, wow wow wow!

oe oe oe wow!

3. Tranen op m'n toetsenbord

Jan Coeck

$\text{♩} = 90$

16 *mp*

Was het iets dat ik zei? iets wat ik deed? ____

ik ____ zei... ____

iets wat ik zei

21

Was ik niet lief ge - noeg? ____ of was ik veel te kort? Tra-nen op mijn

Was ik niet lief ge - noeg? ____ Tra-nen op mijn

Was ik niet lief ge - noeg? ____ Tra-nen op mijn

28

15

toet - sen - bord. ____ Ik ben zo moe ik ben zo moe

toet - sen - bord. ____ Ik ben zo moe ik ben zo

toet - sen - bord. ____ ik ben zo moe

4. Gêne

Jan Coeck

♩ = 120

Musical score for the first system of 'Gêne'. It consists of three staves in 3/4 time with a key signature of two sharps (F# and C#). The first two staves are for piano accompaniment, and the third is for the vocal line. A measure rest of 9 measures is indicated above the first two staves. The vocal line begins with a measure rest of 9 measures, followed by the lyrics: 'Lief-ste, Weet je nog, die za-ter-dag, toen ik je voor het eerst aan

Musical score for the second system of 'Gêne', starting at measure 14. It consists of three staves. The first two staves are for piano accompaniment, and the third is for the vocal line. The lyrics are: 'Kwijnl kwijnl kwijnl... kwijnl kwijnl kwijnl... 'twa-ter zag? zon - licht en geen wolk - je, al - les zo stil...

Musical score for the third system of 'Gêne', starting at measure 19. It consists of three staves. The first two staves are for piano accompaniment, and the third is for the vocal line. The lyrics are: 'Ma - ma hou toch op hou er toch mee op! duidelijk gegeneerd... Kwijnl Ma - ma hou toch op hou er toch mee op! Kwijnl Sinds die dag, die za ter dag, schonk jij me el-ke dag je blij-e lach leef ik op

5. Zeg maar niets

Jan Coeck

♩ = 125

Laat me nu maar, laat me hier maar zit - ten, ik
Laat me nu maar ___

heb nu echt geen zin ___ om in mijn ziel te spit-ten, dus
Laat me nu maar dus laat me nu

laat me nu maar. Zeg nu maar niets zeg he-le-maal niets,
maar. Zeg nu maar niets ___

het is be-ter dat ik nie-mand zie. Het wordt al-leen maar er - ger, dus zeg maar
Ik wil nu nie-mand zien. Dus zeg maar

6. Puberen

Jan Coeck

♩ = 125

mf

Ik heb geen ge-duld. Ge-duld is voor ou - de men -

6

- sen zo-als fat - soen en e - ti-quet-te en din-gen

10

f

waar ik op moet let - ten ik krijg de krie-bels van ge - duld. Ik

15

denk niet lang na ___ dat doen de an-de-ren voor mij Ik hou niet

Aaa.....

19

zo van fi - lo - so - fe - ren, zo met het vin - ger - tje be - le - ren.

Aaa.....

8. Bedankt!

Jan Coeck

♩ = 133

Voor el - ke puk - kel op mijn kop

puk - kel op mijn kop

en voor die half mis - luk - te mop en voor die ru - zie met mijn

half mis - luk - te mop

zus en voor die nét ge-mis-te kus: wel be-dank! Dat nieu - we

ge - mis - te kus, be - dank!

t - shirt, een ka - do, dat voor geen me-ter past, o no!

t - shirt een ka - do PAST MIJ NIET O NO!

9. Wat ik zoek

Jan Coeck

♩ = 75

Heel ver weg, in mijn droom, is er plaats voor mijn
Ver weg ik droom is er plaats voor mijn

fan-ta-sie al-les stil zo za-lig stil en de zon die schijnt
fan - ta - sie het is zo za - lig stil de zon die al - tijd schijnt

kan het zijn heel mis-schien dat ik vind wat ik heb ge-zocht?
mis - schien mis - schien vind ik wat ik heb ge - zocht

lang ge-wacht en nooit ver-wacht dat het zo fijn zou zijn.
ik heb zo lang ge - wacht het is zo fijn.

1. Dag boek

Jan Coeck

♩ = 90

First system of musical notation, measures 1-4. The piece is in 4/4 time with a key signature of two flats (B-flat and E-flat). The right hand features a complex texture with chords and moving lines, while the left hand provides a steady bass line.

Second system of musical notation, measures 5-8. The notation continues with similar textures in both hands, maintaining the 4/4 time signature.

Third system of musical notation, measures 9-12. The musical patterns continue, showing a consistent rhythmic and harmonic structure.

Fourth system of musical notation, measures 13-16. Measures 15 and 16 show a change in the right hand's texture, with more frequent chordal patterns.

Fifth system of musical notation, measures 17-20. Measures 19 and 20 feature a change in time signature to 2/4, indicated by the new time signature symbols at the end of the system.

2. Ik wil ...

Jan Coeck

♩ = 140

Musical notation for measures 1-6. The piece is in 4/4 time with a key signature of three sharps (F#, C#, G#). The right hand has whole rests. The left hand plays a rhythmic pattern of quarter notes and eighth notes with accents. Measure 6 features a double bar line and a '2' above the staff, indicating a second ending.

Musical notation for measures 7-11. The right hand has whole rests. The left hand continues the rhythmic pattern, with some notes marked with accents.

Musical notation for measures 12-16. The right hand has whole rests. The left hand continues the rhythmic pattern. Measure 16 features a complex rhythmic figure in the right hand consisting of sixteenth notes.

Musical notation for measures 17-20. The right hand plays a series of chords, each consisting of four notes (F#, C#, G#, D#). The left hand continues the rhythmic pattern.

Musical notation for measures 21-24. The right hand continues with the four-note chords. The left hand continues the rhythmic pattern.

3. Tranen op m'n toetsenbord

Tacet

4. Gêne

♩ = 120

Jan Coeck

The first system of music for 'Gêne' consists of two staves. The treble clef staff begins with a 3/4 time signature and a key signature of two sharps (F# and C#). It features a series of chords and eighth-note patterns. The bass clef staff provides a simple accompaniment with quarter notes and rests.

The second system starts at measure 7. Both the treble and bass clef staves have a '4' written above the first measure, indicating a four-measure rest. The treble staff then continues with chords and eighth notes, while the bass staff has a simple accompaniment of quarter notes.

The third system starts at measure 16. The treble staff contains chords and eighth notes, with a sharp sign (#) appearing above a chord in the third measure. The bass staff continues with a simple accompaniment of quarter notes.

The fourth system starts at measure 22. The treble staff features chords and eighth notes, ending with a melodic phrase. The bass staff has a simple accompaniment of quarter notes.

The fifth system starts at measure 28. The treble staff includes a triplet of eighth notes in the second measure, indicated by a '3' above the notes. The system concludes with chords and eighth notes in both staves.

109

Musical score for measures 109-114. Treble clef, key signature of two sharps (F# and C#), 4/4 time signature. The right hand plays chords with a wavy line above them, and the left hand plays a rhythmic eighth-note pattern.

115

Musical score for measures 115-122. Treble clef, key signature of two sharps, 4/4 time signature. Measure 115 has a fermata. Measures 116-122 feature a 4-measure rest in the bass and a complex sixteenth-note melody in the treble.

123

Musical score for measures 123-131. Treble clef, key signature of two sharps, 3/4 time signature. Measures 123-124 have a 5-measure rest in the bass. Measures 125-131 feature a complex sixteenth-note melody in the treble.

132

Musical score for measures 132-136. Treble clef, key signature of two sharps, 3/4 time signature. A tempo change is indicated by a double bar line and a new note value. The right hand plays a melodic line, and the left hand plays chords.

137

Musical score for measures 137-142. Treble clef, key signature of two sharps, 3/4 time signature. Measure 137 has a fermata. Measures 138-142 feature a melodic line in the treble and a bass line with a fermata in the final measure. A piano (*p*) dynamic marking is present.

5. Zeg maar niets

Jan Coeck

♩ = 125

Musical notation for measures 1-5. The piece is in 4/4 time. The right hand features a rhythmic pattern of eighth notes with chords, while the left hand plays a simple bass line of quarter notes.

Musical notation for measures 6-10. Measure 6 is marked with a '6' above the staff. The right hand continues with eighth-note chords, and the left hand has a bass line. A dynamic marking of *mp* (mezzo-piano) is present in measure 8.

Musical notation for measures 11-15. The right hand has a more active eighth-note melody with chords, and the left hand provides a steady bass line.

Musical notation for measures 16-20. Measure 16 is marked with a '16' above the staff. The right hand features a melodic line with eighth notes and chords, while the left hand has a bass line.

Musical notation for measures 21-25. Measure 21 is marked with a '21' above the staff. The right hand continues with eighth-note chords and some melodic movement, and the left hand has a bass line.

6. Puberen

Jan Coeck

$\text{♩} = 125$

mf

First system of the musical score, measures 1-4. The piece is in 4/4 time with a key signature of one sharp (F#). The tempo is marked as quarter note = 125. The first staff (treble clef) features a complex texture of chords and moving lines, with a dynamic marking of *mf*. The second staff (bass clef) has a more rhythmic accompaniment. A fermata is placed over the final chord of the system.

5

Second system of the musical score, measures 5-8. The treble staff continues with a melodic line, while the bass staff features a series of chords with a long slur spanning across the measures.

9

Third system of the musical score, measures 9-12. The treble staff has a melodic line with some rests, and the bass staff continues with chords and a slur.

13

Fourth system of the musical score, measures 13-16. The treble staff has a melodic line with a fermata over the final chord. The bass staff continues with chords and a slur.

17

Fifth system of the musical score, measures 17-20. The treble staff has a melodic line, and the bass staff continues with chords and a slur.

7. Oud

Jan Coeck

♩ = 90

Musical notation for measures 1-8. The score is in 6/8 time. The treble clef staff contains chords, with a final measure featuring a long note with a fermata. The bass clef staff contains a steady eighth-note bass line.

9

Musical notation for measures 9-16. The treble clef staff contains chords, with a long note and fermata in measure 15. The bass clef staff continues the eighth-note bass line.

17

Musical notation for measures 17-24. The treble clef staff contains chords, with a long note and fermata in measure 23. The bass clef staff continues the eighth-note bass line.

25

Musical notation for measures 25-32. The treble clef staff features more complex chordal textures and some melodic movement. The bass clef staff continues the eighth-note bass line.

8. Bedankt!

Jan Coeck

♩ = 133

The first system of music consists of two staves. The upper staff is in treble clef with a key signature of one flat (B-flat) and a 2/4 time signature. It features a sequence of eighth-note chords, starting with a B-flat major triad and moving through various intervals. The lower staff is in bass clef and contains a simple eighth-note bass line that complements the chords above.

The second system begins at measure 9. It features a triplet of eighth notes in both the treble and bass staves, marked with a '3' above and below the notes. This is followed by the same eighth-note chordal pattern as in the first system.

The third system starts at measure 19. The treble staff continues with eighth-note chords, while the bass staff maintains a steady eighth-note accompaniment. The system concludes with a final chord in the treble staff.

The fourth system begins at measure 27. It features a triplet of eighth notes in both staves, marked with a '3'. The treble staff then continues with eighth-note chords, and the bass staff provides a consistent eighth-note accompaniment.

The fifth system starts at measure 37. It continues the eighth-note chordal pattern in the treble staff and the eighth-note accompaniment in the bass staff, ending with a final chord in the treble staff.

9. Wat ik zoek

Jan Coeck

♩ = 75

Musical notation for measures 1-4. The piece is in 4/4 time. The first measure starts with a piano (*mp*) dynamic. The melody in the right hand consists of quarter notes and eighth notes, while the left hand provides a bass line with quarter notes and rests.

Musical notation for measures 5-8. The melody continues with eighth-note patterns in the right hand and a steady bass line in the left hand.

Musical notation for measures 9-12. This system repeats the melodic and bass line patterns from the first system.

Musical notation for measures 13-16. This system repeats the melodic and bass line patterns from the second system.

1. Dag boek

Jan Coeck

♩ = 90

The first system of the musical score consists of three staves. The top staff is a vocal line with a whole rest for five measures. The middle staff is the right-hand piano accompaniment, featuring a sequence of chords and moving lines. The bottom staff is the left-hand piano accompaniment, consisting of a simple bass line with quarter notes.

6

heel rustig ...

Dag boek, dag dag-boek, dag

The second system begins at measure 6. The vocal line starts with a whole rest for three measures, followed by the lyrics 'Dag boek, dag dag-boek, dag'. The tempo marking 'heel rustig ...' is placed above the vocal line. The piano accompaniment continues with the same harmonic and rhythmic patterns as the first system.

10

on - be - schre - ven blad. Hoe zou ik hier nu aan be - gin - nen?

The third system begins at measure 10. The vocal line contains the lyrics 'on - be - schre - ven blad. Hoe zou ik hier nu aan be - gin - nen?'. The piano accompaniment continues with the same harmonic and rhythmic patterns as the previous systems.

2. Ik wil ...

Jan Coeck

♩ = 140

Musical score for the first system. It consists of three staves: a vocal line, a piano accompaniment line, and a bass line. The key signature is three sharps (F#, C#, G#) and the time signature is 4/4. The vocal line begins with a whole rest for four measures, followed by the lyrics 'Weet je wat ik' starting on the fifth measure. The piano accompaniment and bass line provide harmonic support throughout the system.

Musical score for the second system, starting at measure 6. The vocal line continues with the lyrics 'heel graag heb-ben zou?' and 'Als ik zit te den-ken 'god, ik'. The piano accompaniment and bass line continue with their respective parts, including some dynamic markings like accents (>).

Musical score for the third system, starting at measure 11. The vocal line continues with the lyrics 'wou...!', 'Niks dan gek - ke din-gen, wow wow wow!', and 'Ik wou... Ik wou... oe oe wow!'. The piano accompaniment and bass line continue with their respective parts, including dynamic markings like accents (>).

64

Weet je wat ik heel graag heb-ben zou?
Weet je Weet je

69

Als ik zit te den-ken 'god, ik wou...' Niks dan gek - ke
Ik wou... Ik wou... oe

74

din-gen, wow wow wow!
oe oe wow!

3. Tranen op m'n toetsenbord: Tacet

4. Gêne

Jan Coeck

♩ = 120

The first system of the musical score consists of six staves. The top three staves are for the right hand, and the bottom three are for the left hand. The key signature is two sharps (F# and C#), and the time signature is 3/4. The first six measures of the first three staves contain whole rests. The piano accompaniment begins in the fourth measure with a series of chords and eighth notes in the right hand, and a bass line in the left hand.

The second system of the musical score consists of six staves. The top three staves are for the right hand, and the bottom three are for the left hand. The key signature is two sharps (F# and C#), and the time signature is 3/4. The first six measures of the first three staves contain a triplet of whole notes. The piano accompaniment continues with chords and eighth notes in the right hand, and a bass line in the left hand. The lyrics are written below the piano part.

Lief-ste, Weet je nog, die za-ter-dag, toen ik je voor het eerst aan

23

Kwijn kwijn kwijn! _____
Kwijn kwijn kwijn kwijn kwijn!
leef ik op wolk - jes met jou.

29

vies... flauw...
vies... flauw...
Hoe je me kus - te heel zacht-jes, en

5. Zeg maar niets

Jan Coeck

♩ = 125

The first system of the musical score consists of five measures. The top two staves (treble clef) are empty, indicating rests for the vocal line. The piano accompaniment is in 4/4 time. The right hand (treble clef) plays a rhythmic pattern of eighth notes with chords, while the left hand (bass clef) plays a simple bass line of quarter notes.

The second system of the musical score consists of five measures. The top two staves (treble clef) contain the vocal line. The piano accompaniment continues in 4/4 time. The lyrics are: "Laat me nu maar," in the first measure and "Laat me nu maar" in the second measure. The piano part includes a dynamic marking of *mp* (mezzo-piano) in the third measure.

20

nie - mand zie. Het wordt al - leen maar er - ger, dus zeg maar lie - ver niets.

nie - mand zien. Dus zeg maar niets.

24

Lag het aan mij? Was het wat ik zei? Of was het wat ik deed?

Doe - doe doe of was het wat ik deed?

28

Was het mo - ment mis - schien slecht ge - ko - zen? Wat

Was het mom - ment mis - schien slecht ge - ko - zen? Wat

6. Puberen

Jan Coeck

$\text{♩} = 125$

mf Ik heb geen ge-duld.

5

Ge-duld is voor ou - de men - sen zo-als fat -

18

Ik hou niet zo van fi - lo - so - fe - ren, zo met het

Aaa...

This system contains three staves. The top staff is the vocal line, starting with a whole rest followed by a quarter note G4, then a quarter note A4, a quarter note B4, and a quarter note C5. The lyrics are "Ik hou niet zo van fi - lo - so - fe - ren, zo met het". The middle staff is a vocal line with a whole rest followed by a half note G4, then a half note A4, and a half note B4. The lyrics are "Aaa...". The bottom staff is the piano accompaniment, consisting of a grand staff with treble and bass clefs. It features a series of chords in the bass line, with a long slur over the first two measures.

21

vin-ger-tje be-le-ren. *f* Ik denk dus lie - ver niet lang na.

This system contains three staves. The top staff is the vocal line, starting with a quarter note G4, then a quarter note A4, a quarter note B4, and a quarter note C5. The lyrics are "vin-ger-tje be-le-ren. *f* Ik denk dus lie - ver niet lang na.". The middle staff is a vocal line with a whole rest followed by a half note G4, then a half note A4, and a half note B4. The bottom staff is the piano accompaniment, consisting of a grand staff with treble and bass clefs. It features a series of chords in the bass line, with a long slur over the first two measures.

24

Ik heb een he - kel aan Nieuw - jaar, aan non-kel

een gro-te hekel

This system contains three staves. The top staff is the vocal line, starting with a whole rest followed by a quarter note G4, then a quarter note A4, a quarter note B4, and a quarter note C5. The lyrics are "Ik heb een he - kel aan Nieuw - jaar, aan non-kel". The middle staff is a vocal line with a whole rest followed by a half note G4, then a half note A4, and a half note B4. The lyrics are "een gro-te hekel". The bottom staff is the piano accompaniment, consisting of a grand staff with treble and bass clefs. It features a series of chords in the bass line, with a long slur over the first two measures.

7. Oud

Jan Coeck

♩ = 90

Piano

9

17 solo zangeres

'k Heb geen haast _____ of ei - gen - lijk toch een klein beet - je, 't gaat al - le-maal

8. Bedankt!

Jan Coeck

♩ = 133

Piano introduction in 2/4 time, key of B-flat major. The right hand plays a rhythmic pattern of eighth notes with chords, while the left hand plays a simple bass line.

9

Vocal line: Voor el - ke puk-kel op mijn kop en voor die half mis-luk-te
puk-kel op mijn kop half mis -

Piano accompaniment continues with the same rhythmic pattern as the introduction.

17

Vocal line: mop en voor die ru-zie met mijn zus en voor die nét ge-mis-te
luk - te mop ge - mis - te

Piano accompaniment continues with the same rhythmic pattern.

9. Wat ik zoek

Jan Coeck

♩ = 75

The first system of the musical score consists of three staves. The top two staves are treble clefs, both in 4/4 time, and contain whole rests. The bottom two staves are grand staff notation (treble and bass clefs) in 4/4 time. The music begins with a mezzo-piano (*mp*) dynamic. The melody in the treble clef starts with a quarter rest, followed by a quarter note G4, an eighth note A4, and a quarter note B4. The bass line starts with a quarter note G3, a quarter note F3, and a quarter note E3. The piece concludes with a quarter note G4, an eighth note A4, and a quarter note B4.

The second system of the musical score consists of three staves. The top two staves are treble clefs, both in 4/4 time, and contain whole rests. The bottom two staves are grand staff notation (treble and bass clefs) in 4/4 time. The system begins with a measure number '6' above the first staff. The melody in the treble clef starts with a quarter rest, followed by a quarter note G4, an eighth note A4, and a quarter note B4. The bass line starts with a quarter note G3, a quarter note F3, and a quarter note E3. The piece concludes with a quarter note G4, an eighth note A4, and a quarter note B4. The lyrics 'Heel ver weg,' and 'Ver weg' are placed below the melody.

22

en nooit ver-wacht dat het zo fijn zou zijn.
lang ge - wacht het is zo fijn.

26

26

30

Ooit mis-schien
Mis - schien

1. Dag boek

Tacet

2. Ik wil ...

Tacet

3. Tranen op m'n toetsenbord

Tacet


4. Gêne

Tacet

5. Zeg maar niets

♩ = 125

Jan Coeck



6. Puberen

Jan Coeck

♩ = 125

3

11

4

21

12

37

45

53

3

62

67

pizz.

74

arco

81

88

95 *tempo primo*

11

112

119

3

128

135

142

1. Dag boek

Tacet

2. Ik wil ...

Jan Coeck

$\text{♩} = 140$

16

23

7

36

42

12

59

64

9

2




3. Tranen op m'n toetsenbord

Tacet

4. Gêne

Jan Coeck




♩ = 120



5. Zeg maar niets

Jan Coeck

♩ = 125



7. Oud

Tacet

8. Bedankt!

Jan Coeck

♩ = 133

11

18

25

3

33

40

47

53

pizz.

60

4. Gêne

Jan Coeck

♩ = 120

11

18

25

33

43

51

♩ = ♩

61

66

71

6. Puberen

Jan Coeck

♩ = 125

3

11

4

22

11

39

46

53

3

62

7. Oud

Tacet

8. Bedankt!

Jan Coeck

♩ = 133

11

Musical notation for measure 11. It begins with a whole rest, followed by a melodic phrase consisting of quarter notes: G2, A2, B2, C3, D3, E3, F3, G3.

18

Musical notation for measures 18-24. It consists of a continuous melodic line of quarter notes: G2, A2, B2, C3, D3, E3, F3, G3, A3, B3, C4, D4, E4, F4, G4, A4, B4, C5.

25

Musical notation for measures 25-32. It starts with a triplet of eighth notes: G2, A2, B2. This is followed by quarter notes: C3, D3, E3, F3, G3, A3, B3, C4. The phrase concludes with a melodic phrase: D4, E4, F4, G4.

33

Musical notation for measures 33-39. It consists of a continuous melodic line of quarter notes: G2, A2, B2, C3, D3, E3, F3, G3, A3, B3, C4, D4, E4, F4, G4, A4, B4.

40

Musical notation for measures 40-45. It consists of a continuous melodic line of quarter notes: G2, A2, B2, C3, D3, E3, F3, G3, A3, B3, C4, D4, E4, F4, G4, A4, B4.

46

Musical notation for measures 46-52. It consists of a continuous melodic line of quarter notes: G2, A2, B2, C3, D3, E3, F3, G3, A3, B3, C4, D4, E4, F4, G4, A4, B4.

53

pizz.

Musical notation for measures 53-59. It features a melodic line of quarter notes: G2, A2, B2, C3, D3, E3, F3, G3, A3, B3, C4, D4, E4, F4, G4, A4, B4. The notes are marked with a staccato (pizz.) articulation.

60

Musical notation for measures 60-66. It features a melodic line of quarter notes: G2, A2, B2, C3, D3, E3, F3, G3, A3, B3, C4, D4, E4, F4, G4, A4, B4. The notes are marked with a staccato (pizz.) articulation.